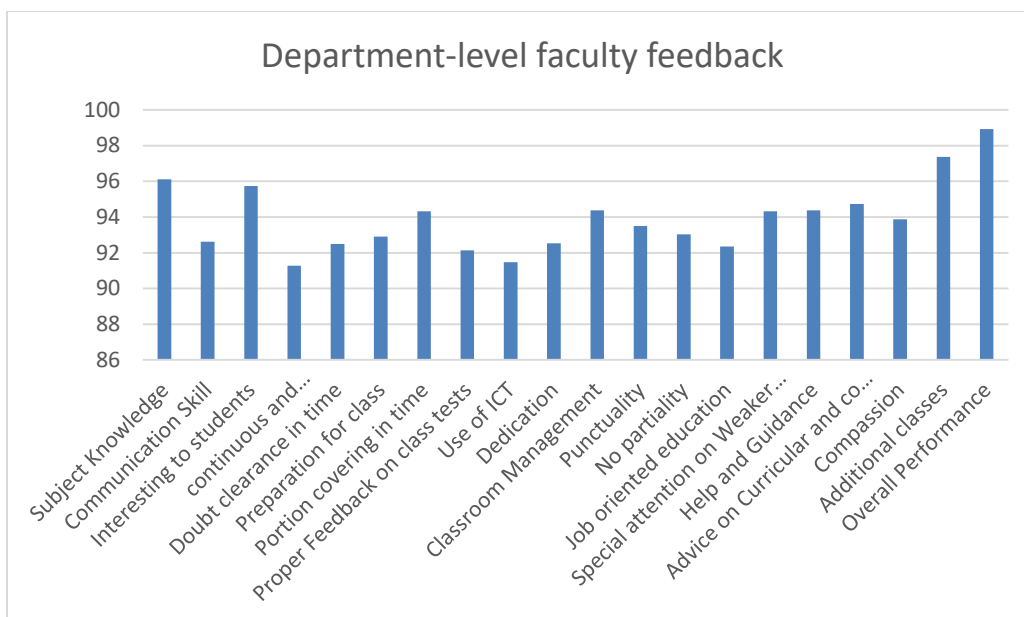


FEEDBACK ANALYSIS – DEPARTMENT OF ECONOMICS-2017 Admission (2019-20)

Faculty feedback and ATR

Criteria	Average score
Subject Knowledge	96.12
Communication Skill	92.62
Interesting to students	95.73
Continuous and Comprehensive evaluation	91.27
Doubt clearance in time	92.5
Preparation for class	92.90
Portion covering in time	94.32
Proper Feedback on class tests	92.13
Use of ICT	91.48
Dedication	92.53
Classroom Management	94.38
Punctuality	93.50
No partiality	93.03
Job oriented education	92.35
Special attention on Weaker students	94.32
Help and Guidance	94.38
Advice on Curricular and co-curricular aspects	94.73
Compassion	93.88
Additional classes	97.37
Overall Performance	98.92

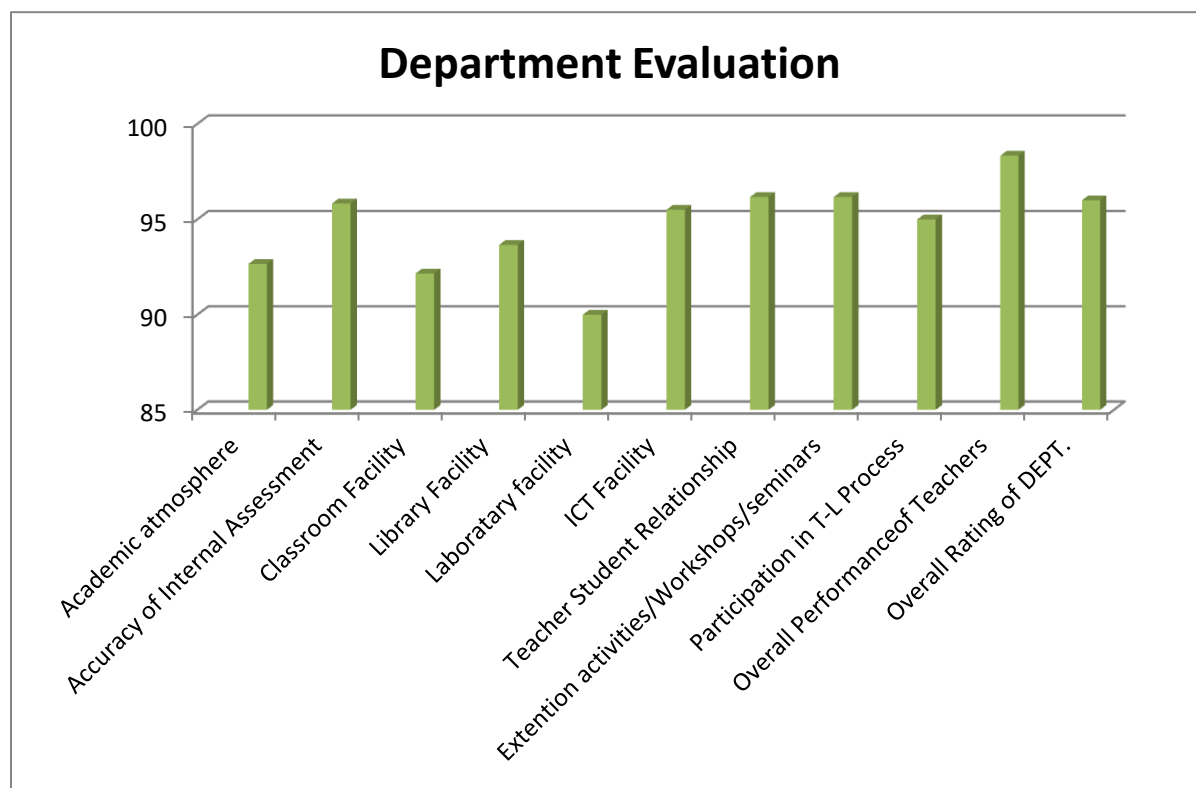
On analysis of department level data on teacher evaluation, certain criteria needed improvement and special attention. Use of ICT and continuous evaluation needed to be stepped up. Data also pointed to judicious attention required in another area of concern such as job oriented teaching. These areas needed advancement and department took appropriate action for redressing the matter at the earliest.



Department Evaluation and ATR 2019-20

DEPARTMENT EVALUATION	
Characteristics	Score (%)
Academic atmosphere	92.67
Accuracy of Internal Assessment	95.83
Classroom Facility	92.17
Library Facility	93.67
Laboratory facility	90.00
ICT Facility	95.50
Teacher Student Relationship	96.17
Extension activities/Workshops/seminars	96.17
Participation in T-L Process	95.00
Overall Performance of Teachers	98.33
Overall Rating of DEPT.	96.00

Analysis indicated inadequate computer facilities in the department. The department discussed the matter in its monthly meeting and to further action, the requirements were discussed with Principal to effect changes and to achieve better standards in pedagogy. Apart from the above mentioned aspects, students also mentioned insufficient classroom facility. The matter was redressed by installation of fans and replacement of the damaged lights in the classroom.

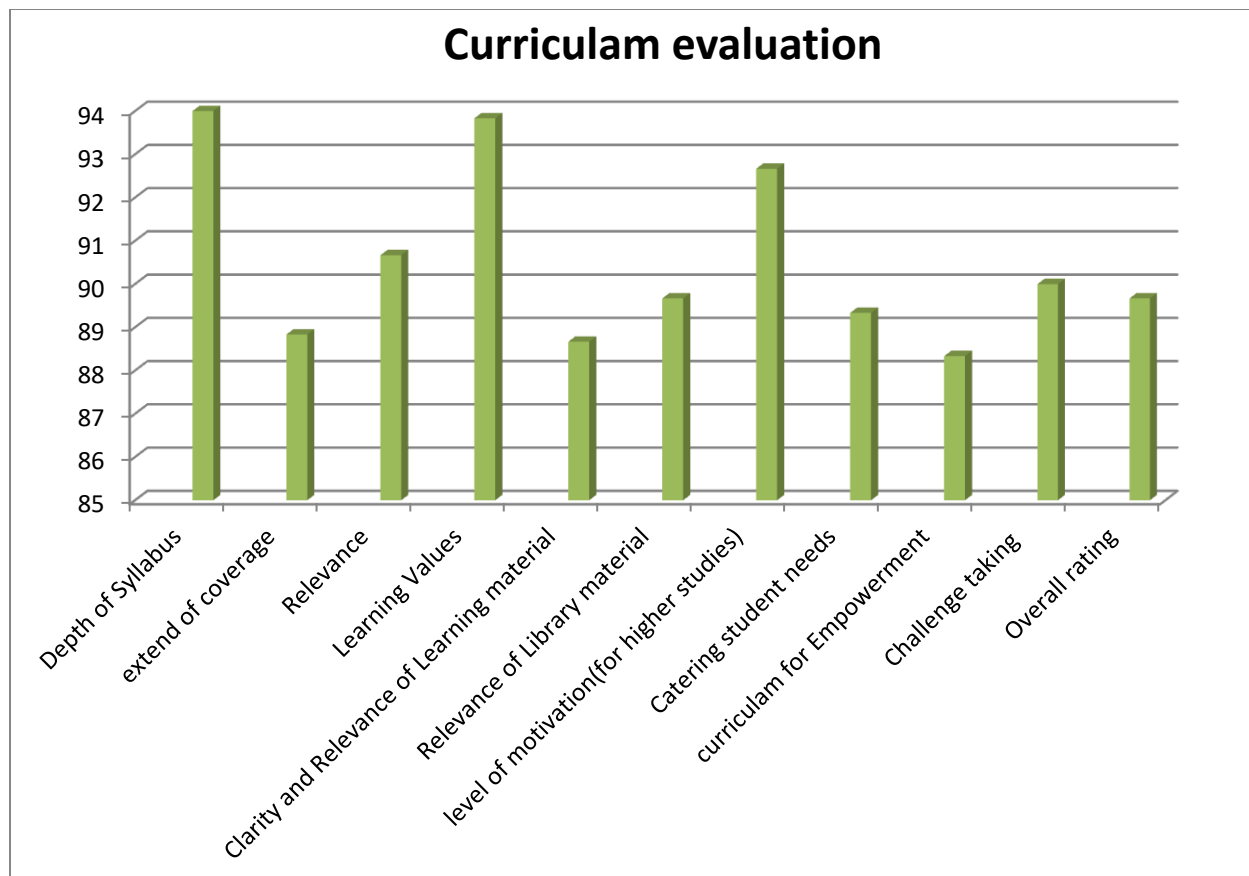


Curriculum evaluation and ATR 2019-20

Curriculum Feedback	
Characteristics	Score (%)
Depth of Syllabus	94.00
Extend of coverage	88.83
Relevance	90.67
Learning Values	93.83
Clarity and Relevance of Learning material	88.67
Relevance of Library material	89.67
level of motivation(for higher studies)	92.67
Catering student needs	89.33
Curriculum for Empowerment	88.33
Challenge taking	90.00
Overall rating	89.67

Analysis of feedback on curriculum indicated that coverage of subject needed improvement. Besides, clarity and relevance of learning material was another concern raised by students. The matter of

concern was decided to be discussed in the upcoming Board of Studies meeting for materialising appropriate action.



Feedback Analysis – Department of economics 2017 admission (2018-19)

Faculty Feedback and ATR

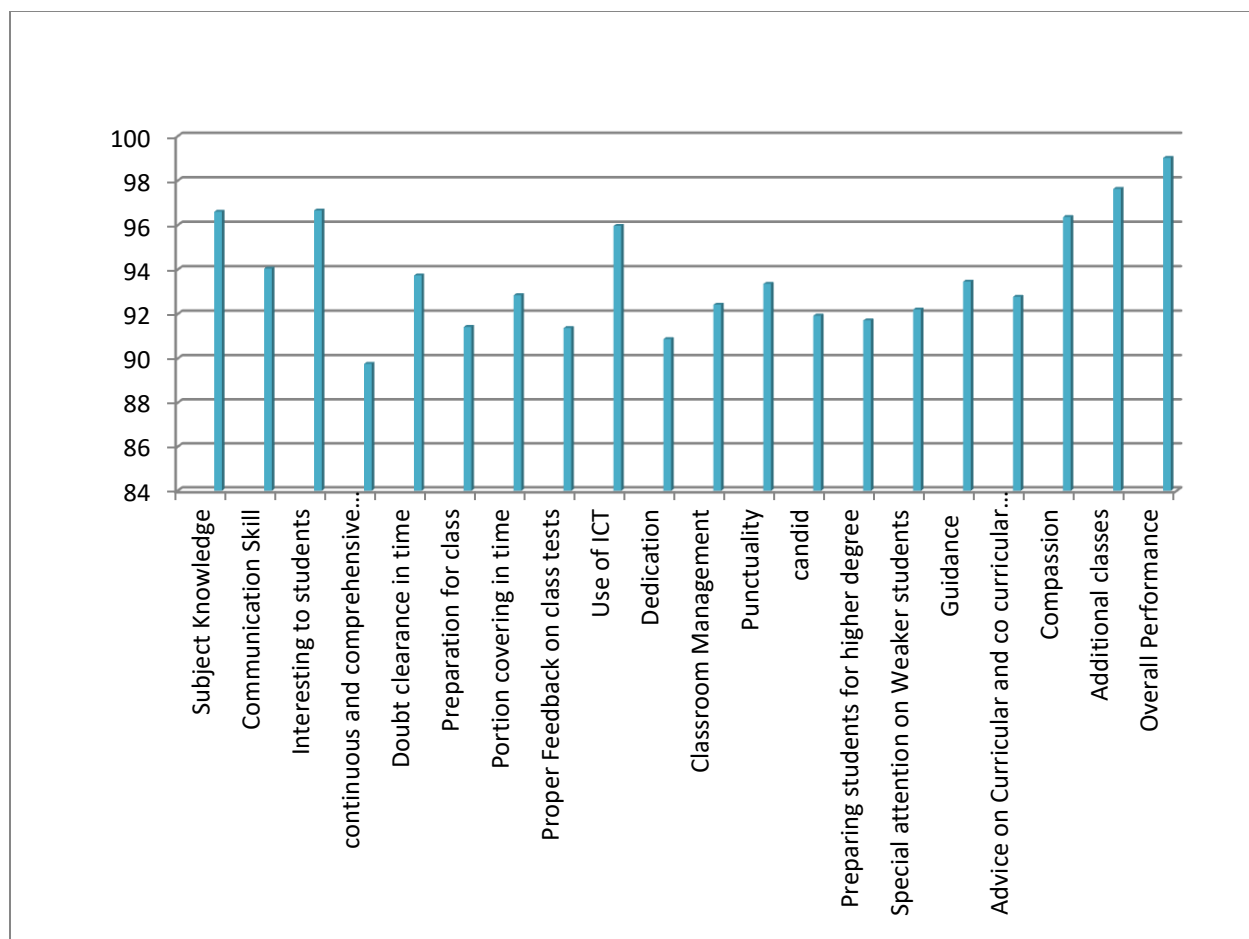
Items	Average
Subject Knowledge	96.60
Communication Skill	94.05
Interesting to students	96.66
continuous and comprehensive evaluation	89.76
Doubt clearance in time	93.74
Preparation for class	91.42
Portion covering in time	92.85
Proper Feedback on class tests	91.37
Use of ICT	95.96

Dedication	90.88
Classroom Management	92.42
Punctuality	93.36
No partiality	91.93
Job oriented teaching	91.71
Special attention on Weaker students	92.21
Help and Guidance	93.46
Advice on Curricular and co curricular aspects	92.78
Compassion	96.36
Additional classes	97.63
Overall Performance	99.03

Analysis of department level data on teacher evaluation shows that certain criteria needed improvement, such as dedication and classroom management. The data also cited the need for special attention on providing assistance to students for higher education. Advice to students on curricular and co-curricular aspects also required special attention. Based on the results, department took appropriate steps for redressing the matter at the earliest, by convening meeting of teachers to formulate a more effective teaching strategy that incorporated required changes.

Figure 1

Faculty Feedback Analysis – Department of Economics 2017 admission (2018-19)

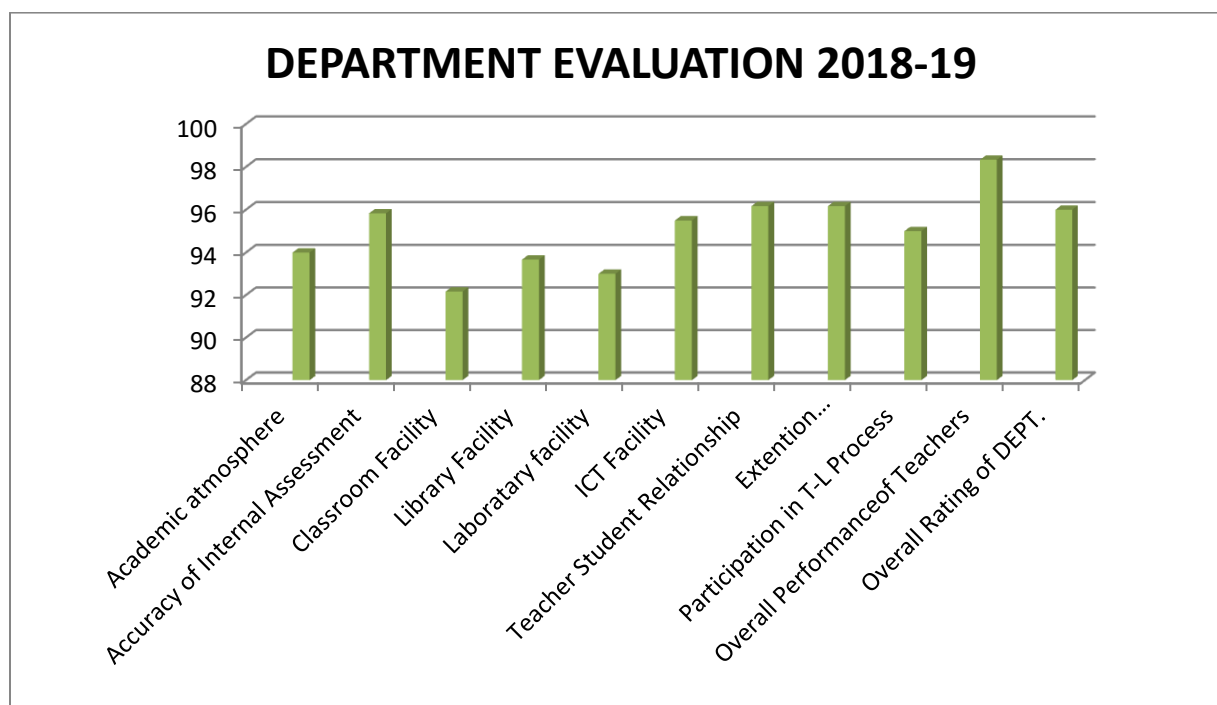


Department Evaluation and ATR 2018-19

DEPARTMENT EVALUATION 2018-19	
Characteristics	Score (%)
Academic atmosphere	94.00
Accuracy of Internal Assessment	95.83
Classroom Facility	92.17
Library Facility	93.67
Laboratory facility	93.00
ICT Facility	95.50
Teacher Student Relationship	96.17
Extension activities/Workshops/seminars	96.17
Participation in T-L Process	95.00

Overall Performance of Teachers	98.33
Overall Rating of DEPT.	96.00

Analysis indicated insufficiency of certain classroom facilities. The department discussed the matter - the requirements of the students like electrification of the classroom and maintenance and repair of fan and light were communicated with Principal to effect changes and to achieve better classroom facilities. Apart from the above mentioned aspects, students also mentioned insufficient laboratory (computer) facility. The matter was resolved by replacement of the damaged computer system and repair of printer in the library.

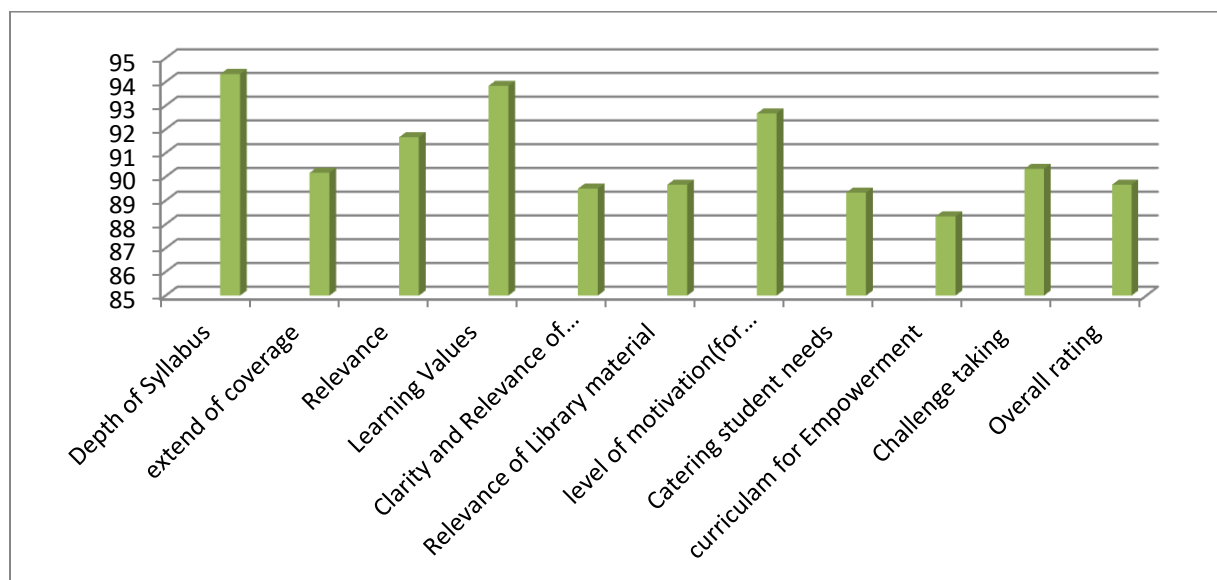


Curriculum evaluation and ATR 2018-19

Curriculum Feedback 2018-19	
	Score (%)
Characteristics	
Depth of Syllabus	94.33
extend of coverage	90.17
Relevance	91.67
Learning Values	93.83
Clarity and Relevance of Learning material	89.50
Relevance of Library material	89.67
level of motivation(for higher studies)	92.67
Catering student needs	89.33

curriculum for Empowerment	88.33
Challenge taking	90.33
Overall rating	89.67

Analysis of feedback on curriculum indicated that coverage of subject needed improvement and clarity and relevance of learning material were the area that required improvement. The matter of concern was decided to be discussed in the upcoming Board of Studies meeting for materialising appropriate action.



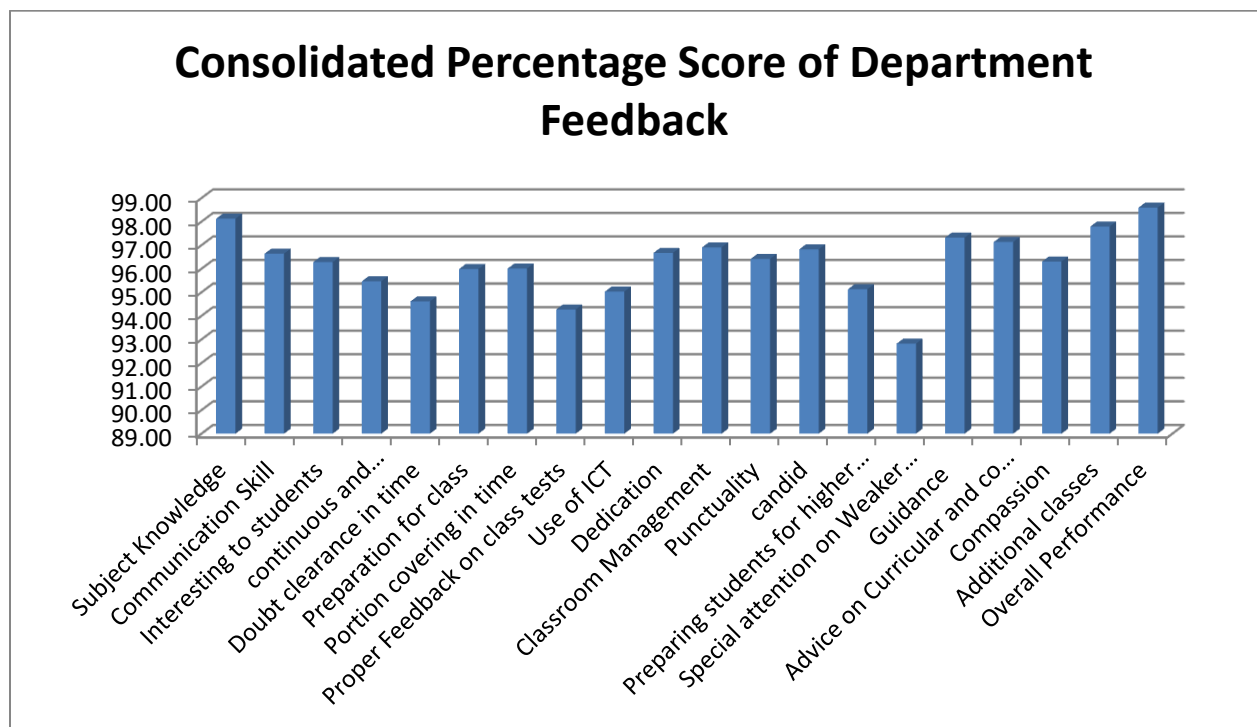
Feedback Analysis – Department of Economics 2017 admission (2017-18)

Faculty Feedback and ATR

Faculty Feedback 2017-18	
Criteria	% Score
Subject Knowledge	98.12
Communication Skill	96.64
Interesting to students	96.28
continuous and comprehensive evaluation	95.47
Doubt clearance in time	94.61
Preparation for class	95.99
Portion covering in time	96.01

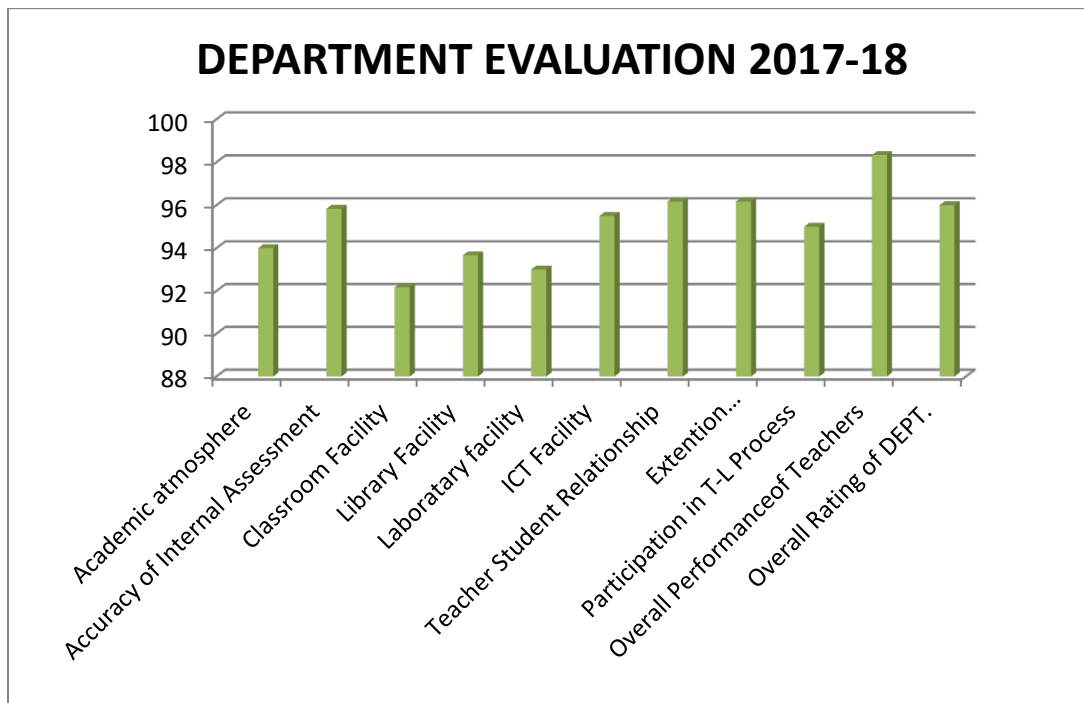
Proper Feedback on class tests	94.27
Use of ICT	95.03
Dedication	96.68
Classroom Management	96.91
Punctuality	96.42
candid	96.83
Preparing students for higher degree	95.13
Special attention on Weaker students	92.82
Guidance	97.32
Advice on Curricular and co curricular aspects	97.14
Compassion	96.31
Additional classes	97.79
Overall Performance	98.60

Faculty feedback yielded an overall performance score of 98.60 per cent. The analysis validated two important areas that required imminent attention, namely attention to weaker students and timely doubt clearance. The matter was given due attention and remedial classes were commenced without further delay. Students were also encouraged to visit department teachers during classes as well as recess hours, if needed, to clarify doubts on a daily basis.



Department Evaluation and ATR 2017-18

DEPARTMENT EVALUATION 2017-18	
Characteristics	Score (%)
Academic atmosphere	93.33
Accuracy of Internal Assessment	95.00
Classroom Facility	93.33
Library Facility	93.67
Laboratory facility	94.00
ICT Facility	95.67
Teacher Student Relationship	96.17
Extension activities/Workshops/seminars	96.17
Participation in T-L Process	95.00
Overall Performance of Teachers	98.00
Overall Rating of DEPT.	96.00

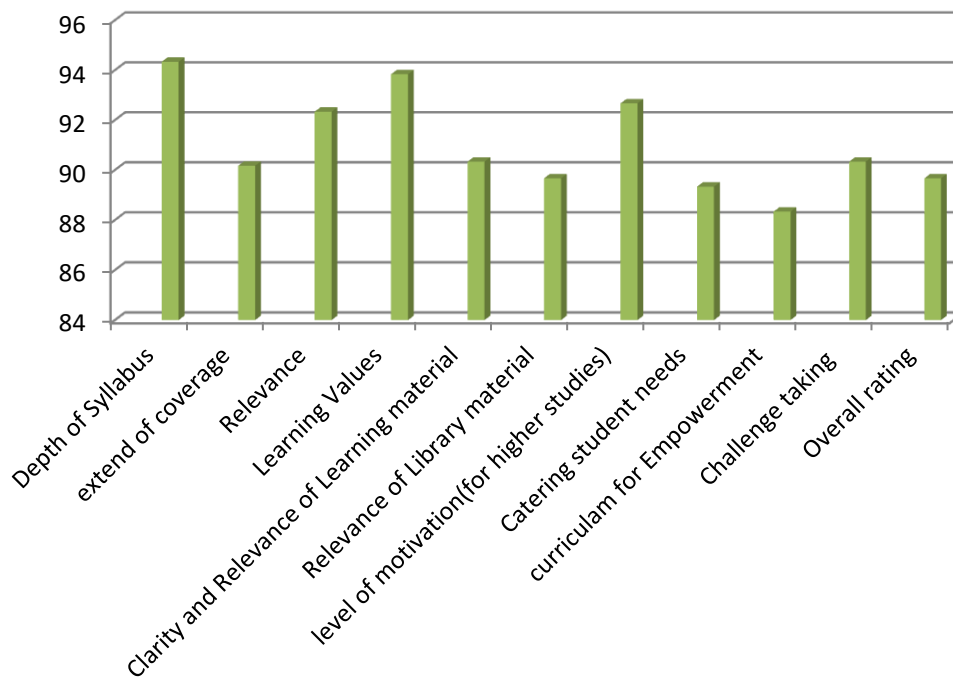


Department evaluation yielded an overall score of 96 per cent. Infrastructure facilities like classroom and laboratory facilities, its operational issues were discussed with department teachers and resolved after repair was found urgently needed. Library facilities were open to students on a daily basis following students' requirement. In addition, books on competitive exams were also purchased for students and open for reference.

Curriculum evaluation and ATR 2017-18

Curriculum Feedback 2017-18	
Characteristics	Score (%)
Depth of Syllabus	94.33
extend of coverage	90.17
Relevance	92.33
Learning Values	93.83
Clarity and Relevance of Learning material	90.33
Relevance of Library material	89.67
level of motivation(for higher studies)	92.67
Catering student needs	89.33
Curriculum for Empowerment	88.33
Challenge taking	90.33
Overall rating	89.67

Curriculum Feedback 2017-18



Students opined on the inadequacy of the curriculum to meet student needs, as well as limitations on empowering students to face the competitive world. Extent of coverage was an issue raised in the student feedback on curriculum. The matter of concern was expressed in the board of studies meeting and syllabus revision workshop conducted by the University.